



Harry Potter Character Scramble

Unscramble the names of the Harry Potter characters below.

1. N I O H E R E M

2. R Y A R H

3. D H G A R I

4. C R D O A

5. N P S E A

6. N R O

7. N I N G Y

8. L O D V R E T M O

9. G D E H W I


10. B L E D R M U D O E

11. Y B D O B

Unscramble the highlighted letters to reveal a word you see and hear a lot in the Harry Potter books and movies?



Bilingual Harry Potter Crossword



Vertical

1. Someone that uses French spells .
3. La maison de Harry en français, choisi pour lui par le Choixpeau Magique
4. A francophone Slytherin
5. Severus Rogue en anglais
6. A huge reptile (spelled the same way in French and English)
10. Le directeur de Poudlard
12. A muggle in Québec
14. Un sort anglophone (pas pour les moldus)

Horizontal


2. Levitation Spell (2 words)
5. A house with an eagle as its symbol (in French)
7. A French sorting hat
8. There are four and in French they are Gryffondor, Serdaigle, Serpentard and Poufsouffle
9. Un sort de feu
11. Le personnage principal
13. The French name of Harry's school
15. Un Poufsouffle à Vaughan



Hedwig Maze

Help Hedwig find her way through the maze, so she can deliver some very important news to Harry Potter.

Aide Hedwige à trouver la sortie de ce labyrinthe! Elle a des informations importantes pour Harry.





Hogwarts Express Word Search

Can you find all the words hidden in the Hogwarts Express?

T F K D D P T K S C I V G H Z H Z S
 M T H F B N N R V I D V
 A A P I D P A Y A F U
 G Y O N S Q Z P B F A H M
 I W T J C N U R E E R W B
 C D D Z A Y I A M S L Y T H E R I N O R L R Y X
 R P H I R S O T G W H E R B O L O G Y P E C I Z D Q
 Y O U B T Z N Q F B G H T P H M S N S D D Q J K F D
 H T F K S V S Q U I D D I T C H E N Q F O P W H F V
 E T F P G P H A R R Y V N A D A F R I E R B Y O R P
 R E L S V Z N X R A V E N C L A W T B T E X J R O
 M R E C O O Z K I Q B X E F F D J E H L C X T U N
 I X P C L T R A N S F I G U R A T I O N M H V H B
 O V U U D E U P F B K U K Q D R G R Y F F I N D O R
 N A F S E J N H O G W A R T S K X O K X C E Y L A V U
 E B F J M E V I G D R A C O Q N K P Y Q D D C V K G D C
 X E I A O C H A R M S S K C X Q C E R L H U M L U B A H I
 V R T I Z Z Q W K V H U N O Q A D B D R
 T C V A R K X G A U F X

HARRY POTTER
 RON
 HERMIONE
 DUMBLEDORE
 VOLDEMORT

SNAPE
 DRACO
 HOGWARTS
 QUIDDITCH
 GOLDEN SNITCH

CHARMS
 TRANSFIGURAT
 ION
 POTIONS
 HERBOLOGY
 DARK ARTS

MAGIC
 GRYFFINDOR
 SLYTHERIN
 HUFFLEPUFF
 RAVENCLAW



Magic of Harry Potter

Oh No! Voldemort is attacking Hogwarts! Which spell can Harry Potter and his team use to defeat him? Choose a spell from the list below and then write and draw a picture to explain how the spell was used.

How was the spell used?

Aguamenti = Shoots water from wand

Incendio = Creates flames

Expelliarmus = a disarming spell

Protego = Creates an invisible shield that protects you from spells

Wingardium Leviosa = Makes things fly

Draw a picture of how the spell was used:



If I Were a Hogwarts Professor

If I were a professor at Hogwarts what kind would I be?
Fill in the form below to complete your profile.

Your Professor Name

What Class would you teach?

Who would you hang out with?

What House would you be in?

**What Magical Skills
Would you have?**

**Draw a picture o yourself as a
professor at Hogwarts**



Spells & Charms Matching Game

Match each spell or charm to what they do.

Aguamenti

Aparecium

Evanescio

Protego

Accio

Obliviate

Incendio

Lumos

Wingardium
Leviosa

Alohomora

Reveals messages written in invisible ink

Vanishes people and objects

Hides memories

Shoots water from wand

Creates flames

Summons an object towards you

Unlocks and opens doors

Creates an invisible shield that protects
you from spells

The tip of the wand lights up

Makes things fly

If you had to create a spell, what would it be called and
what could it do?



Felix Felicis

Liquid Luck / Potion de Chance Liquide



Gather your ingredients! Rassemble tes ingrédients!

- ✓ Ginger ale, lemonade and orange juice.
- ✓ Soda au gingembre, limonade et jus d'orange

**Brew your potion!
Prépare ta potion!**

1. Mix 1 part of ginger ale and $\frac{1}{2}$ part of lemonade together

Mélange une part de soda au gingembre avec $\frac{1}{2}$ part de limonade.

2. Afterwards, add a bit of orange juice.

Après, ajoute un peu de jus d'orange

3. Give it a good stir.

Mélange le tout.

4. Take your wand and trace an 8 in the air above your potion and say Felixempra!

Trace un huit avec ta baguette au-dessus du chaudron en prononçant Felixempra!



Creating and Revealing Invisible Ink

Create a secret message with some invisible ink! No one will be able to see it... until you add a little bit of magic (and science) of course! Here are 2 ways to do it!

Method #1: With Milk

Ingredients:

- Milk
- Bowl
- Cotton Swab
- Pencil
- Pencil Sharpener
- White Paper

Steps:



1. Pour some milk into a small container or bowl.
2. Dip a cotton swab in the milk.
3. Write out your message on a blank piece of paper.

Tip: You might have to dip the cotton swab in the milk multiple times, as you want the message to be really wet for the “magic” to work!

4. Let your paper dry for 10 – 15 minutes.

Enchant your paper with a wand or your finger and say, “Aparecium”!

5. Sharpen a pencil and pour out the shavings on top of your paper with the message.
6. Rub the graphite (the grey parts of the pencil) over the paper to reveal your message!





Creating and Revealing Invisible Ink

Method #2: With Baking Soda

Ingredients:

- Baking Soda
- Water
- 2 Bowls
- Dark Coloured Juice
- Cotton Swab
- White Paper

Steps:



1. Pour equal parts of baking soda and water into a bowl and stir.
2. Dip a cotton swab into the mixture of baking soda and water.
3. Write out your message on a blank piece of paper.

Tip: You might have to dip the cotton swab in the mixture multiple times, as you want the message to be really wet for the “magic” to work!

4. Let your paper dry for 10 – 15 minutes.

Enchant your paper with a wand or your finger and say, “Aparecium”!


5. Pour some dark coloured juice into a bowl.
6. Use the other side of the cotton swab and dip it in the dark coloured juice.
7. Rub the cotton swab over the paper to reveal your message!





Answers / Solutions:

Hedwig Maze:



Spells and Charms Matching Game:

Aguamenti = Shoots water from wand
Apparecium = Reveals messages written in invisible ink
Evanesco = Vanishes people and objects
Protego = Creates an invisible shield that protects you from spells
Accio = Summons an object towards you
Obliviate = Hides memories
Incendio = Creates flames
Lumos = The tip of the wand lights up
Wingardium Leviosa = Makes things fly
Alohomora = Unlocks and opens

Harry Potter Character Scramble:

1. Hermione
2. Harry
3. Hagrid
4. Draco
5. Snape
6. Ron
7. Ginny
8. Voldemort
9. Hedwig
10. Dumbledore
11. Dobby

Secret Word: Hogwarts